

Regional Building Decarbonization Technical Committee

Meeting date: April 1, 2025

Agenda Item #: 5 (Attachment B)

Building Policy Collaborative Jurisdictional Support Grant Program

Agenda item type: Discussion

Summary

The Jurisdictional Support Program consists of \$34.8 million for sub-awards to DRCOG's member governments to increase staff capacity and provide other resources to help local governments achieve pollution reductions through implementing high-performance building policy, improving processes, and achieving high compliance rates.

Background

The Jurisdictional Support Program is one of the three components of the Building Policy Collaborative and makes available \$34.8 million for sub-awards to DRCOG's member governments. Grants will be available to increase staff capacity and provide other resources necessary to help local governments adopt and implement building decarbonization policies that will improve building energy efficiency and reduce emissions. The awards will support local governments with implementation of electric preferred energy codes by 2030, streamlined heat pump permitting, and benchmarking and other policies, tracked through the movement of each DRCOG jurisdiction along a Building Decarbonization roadmap.

Staff have engaged with stakeholders to develop a proposed program structure that consists of DRCOG administering sub-awards to member governments through a formula grants program (Jurisdictional Support Grant Program). DRCOG staff will provide an overview of the proposed Jurisdictional Support Grant Program, including eligible grant uses, the grant funding formula, grant requirements, and grant timeline. Staff seeks feedback and discussion of upcoming steps to operationalize the Jurisdictional Support Program.

Action by others

None

Previous discussion/action

None

Recommendation

None

Attachments

1. Staff presentation
2. Estimated Jurisdictional Support Grants



For more information

If you need additional information, please contact Gregory Miao, Building Policy Collaborative Program Manager, at 303-455-5467 or gmiao@drcog.org.






BPC Jurisdictional Support Grant Program

Regional Building Decarbonization Technical Committee – April 1, 2025



The problem

- Inconsistent patchwork of local building codes, regulations, and processes.
- Costs and challenges of new code development and implementation for local governments.
- Uncertainty regarding policy impacts and an evolving regulatory and legal landscape.





Solution


- DRCOG and peer support for consistent policy adoption and implementation.
- Financial support for participating jurisdictions.
- Research to address information gaps and misinformation.

Purpose of the Building Policy Collaborative

- Drive healthy, efficient, and pollution-free new and existing buildings through ambitious and consistent building policies.
- Develop collaborative solutions to common implementation challenges.
- Lower energy cost burden for occupants over lifetime of buildings and equipment.
- Transform the Metro Denver market in combination with other grant elements.

Building Policy Collaborative Funding amounts

Decarbonize DRCOG Building Policy Collaborative.

- **\$34.8 million* in subawards to DRCOG's member governments.**  Today's conversation
 - Direct staff capacity (internal or contracted).
 - Other process and system support.
- **\$2.5 million contract for regional policy network facilitation.**
 - Coordination, stakeholder engagement, attending community councils, preparing materials, maintaining databases, and composing proposals.
- **\$1 million budget for localized research.**
 - Data gathering and analysis to support collaborative needs.

*\$34.8M for jurisdictional support = \$600,000 for each of DRCOG's member governments (if split equally).



Building Policy Collaborative



Jurisdictional Support Grant Program

- **\$34.8 million in subawards to DRCOG's member governments.**
 - Enable local government to implement, enforce, and collaborate on building decarbonization policies.
 - Direct staff capacity (internal or contracted) and other process and system support.
 - Avg \$600,000 over the next 4 years for all communities.
 - 2025 Goal – applications open this summer & first round of jurisdictional awards granted by fall.
- **Recommended award format being developed by BPC working group**
 - 3 community workshops held to date.
 - Questions being discussed - funding distribution & eligible uses.

11/18 Workgroup questions:

Part 1: Outcomes and barriers

What are the policies and outcomes you want to achieve through this program?

What are the greatest barriers you see to achieving these outcomes?

Part 2: Opportunities/Actions and Needs

What would it take for your community to achieve the outcome / overcome the barrier?

What role can the BPC play in making this happen?

Types of building policy we want

- Building Codes (new construction and major remodel).
- Building Performance Standards (existing buildings).
 - By type (office, restaurant, mixed-use...).
 - Above a size threshold (5,000, 10,000, 50,000 (state)).
- Equipment standards (upon replacement).
- Emissions standards (air pollution).
- Licensing:
 - Rental licensing requirements.
 - Contractor (HVAC, etc) licensing.

Roles for BPC identified so far:

Aware and informed residents, builders, decisionmakers	Political will to advance codes and standards	Policies that ease transition for low-income communities
<ul style="list-style-type: none"> • Communications and community engagement. • BPC communications plan. • Research addressing local questions and data needs. • Highlight early adopter examples. 	<ul style="list-style-type: none"> • Build and demonstrate community alignment. • Engage industry allies in BPC. • Convene legal discussion/review. • Coordination with CEO and state. 	<ul style="list-style-type: none"> • LIDAC engagement funding. • LIDAC communications plan. • Directly connect with LIDAC upgrade grant component.
New and existing efficiency and electrification policy in construction and equipment	Ease of administration; High policy consistency across region	High code compliance rates; High emissions reductions
<ul style="list-style-type: none"> • Subawards for staff capacity. • Pairing with incentive program. • Standardize testing expectations. • Co-create and lead permitting reform. • BPC grid capacity advocacy. • Clear package everyone can adopt and be de facto state compliant. 	<ul style="list-style-type: none"> • BPC funded consistent training • BPC best practices manual/blueprints • BPC advocacy for effective regional/state policy approaches 	<ul style="list-style-type: none"> • BPC/CEO training resources. • Consistent enforcement plan. • Coordinate with RESNET, rater Quality Control.

12/9 Workgroup questions:

Exercise 1: Eligible Uses for Jurisdictional Support Funding

What should be the allowable uses for the \$34.8M?
What would you prioritize spending on?
What uses should not be allowed?

Exercise 2: Allocation of Jurisdictional Support Funding

How should the \$34.8M be allocated across communities?
What variables should be considered?
What priorities should guide this allocation?

Exercise 3: Barriers to Applying

What would make this funding *not* worth your time?
Is there a minimum funding threshold to make this worthwhile?

1/13 Workshop - Program Proposal 1.1

Jurisdictional Support Program - Proposal 1.1

The Building Policy Collaborative, as part of the Decarbonize DRCOG CPRG Grant, has access to funding totaling \$34,800,000. This program will support DRCOG's 58 member governments in advancing energy efficiency and reducing climate pollution.

The Decarbonize DRCOG Funding must complement, not duplicate, the Colorado Energy Office policy accelerator CPRG dollars.

Program Overview

The Jurisdictional Support funding component of the Building Policy Collaborative is intended to drive energy efficiency and climate pollution reduction through effective implementation of ambitious building energy policy. This fund is intended to be used in conjunction with dollars from the Colorado Energy Office that support local governments with code updates and the adoption process. The larger Building Policy Collaborative program integrates equity, workforce development, and scalable innovation to ensure all jurisdictions can progress along a consistent

1/13 Workgroup questions:

Eligible Uses.

- Is something missing from this list that you think is important?
- Is there anything that should be excluded?

Funding Allocation.

- Do you prefer one of the funding allocation models? Why?
- Are there any modifications you would make to any of the proposals, or a new model you'd like to propose? What data sources could we use?
- Does anything about a specific option give you heartburn?

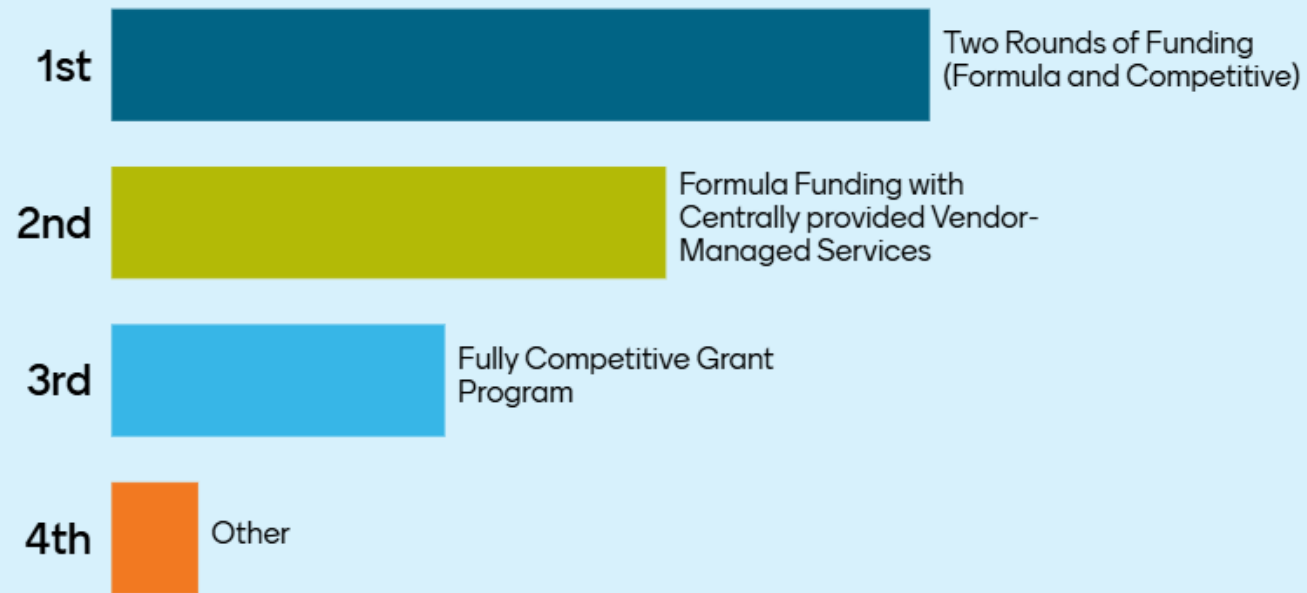
Additional Questions:

- What information would you need about the potential funding and application process to decide what to apply for (e.g., How will reimbursement work? Do sample applications exist?)?



1/13 workshop feedback

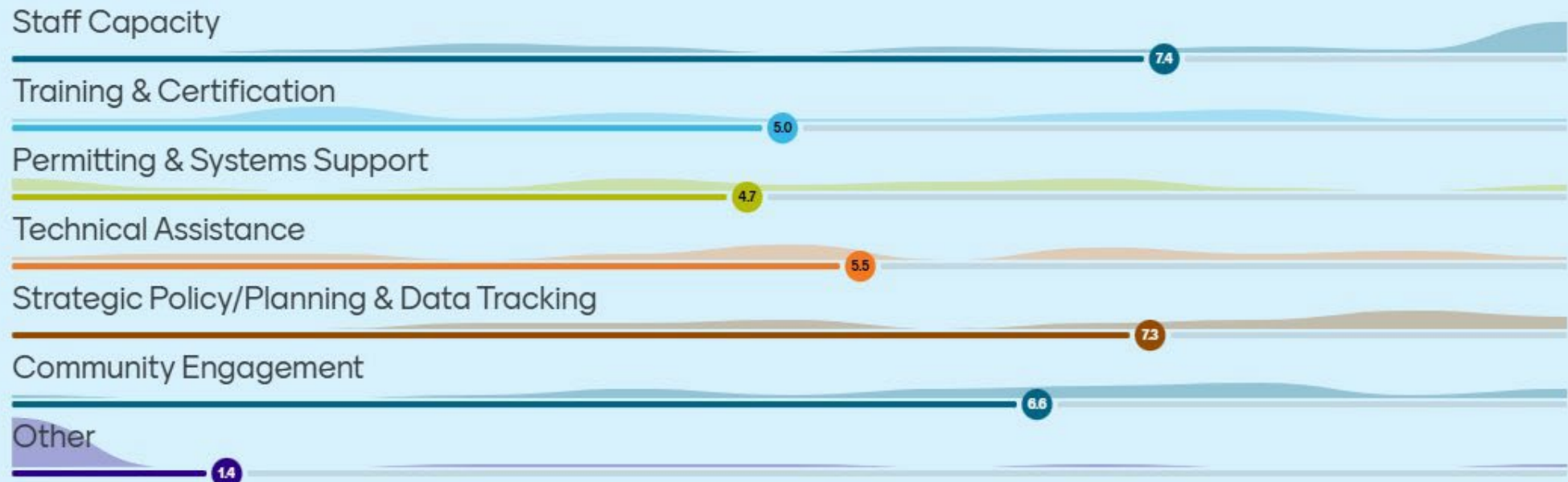
Rank your preference on funding allocation proposals. If "other", please submit written comments about your proposed alternative





1/13 workshop feedback

Indicate your community's interest in the following funding categories. If "other", please submit written comments about your proposed addition.



Jurisdiction Support Grant Proposal 2.0

Eligible applicants

- Any DRCOG jurisdiction or partnership among more than one DRCOG jurisdictions.
- Partnerships strongly encouraged!
 - pooling potential jurisdictional grants in a manner that would enable a lead applicant to provide services consistent with the eligible uses identified above to partner jurisdictions.
 - pool their funds to be used for services contracted and administered by DRCOG on their behalf.

Prerequisites

Jurisdictions must meet the two criteria to qualify for an award:

1. At least one representative actively participating in the Building Policy Collaborative. This means attendance at a minimum of 75% of meetings and active participation in content review.
2. A letter of commitment from an elected official or building code official. DRCOG will develop a form letter. Note, this will not commit your jurisdiction to adopt a specific policy.

Eligible uses, part 1 of 3

1. Staff capacity

- Internal or pooled staff capacity (internal or contracted), including sustainability staff; policy advisors; in-house reviewer/inspector capacity;*
- Staff salaries or external administrative support for energy/emissions code updates, adoption, and implementation.
- *Funding cannot supplant existing staff funding (allowances may be made for the expansion of job duties or increase from part-time to full time employment).*

2. Training & Certifications

- Internal inspector training.
- Training for elected officials and municipal staff on building codes and policies.*
- LEED / other certifications for municipal staff for Energy and/or Emissions Codes/Standards.

Eligible uses, part 2 of 3

3. Permitting & Systems Support

- Permitting reform to enable and expedite high-performance applications.
- Permitting process and applicant support for energy/emissions codes/standards.
- Systems administration.
- Software licenses and support for GHG reduction and other data tracking requirements.

4. Technical Assistance

- Support for advanced building policy development, coordination, and piloting.
- Support for inspection and enforcement program planning and implementation.
- Data collection for policy coordination and evaluation.*
- Updating strategic planning, comprehensive plans, or long-range plans.
- Non-litigation legal counsel and support.

Eligible uses, part 3 of 3

5. Community Engagement.

- Peer-to-peer and elected official / board member coordination.
- Direct consultation with subject matter experts (CBOs).
- Funding to compensate participation in building policy public processes (especially low-income populations).
- Centralized community engagement / developed materials.*
- Industry engagement; outreach to builders, developers, etc., on behalf of multiple jurisdictions.*

6. Custom Measure.

- Propose a measure not listed above that advances building decarbonization policy and reduces emissions (subject to review by DRCOG).

Example building policy staff budget

	Year 1	Year 2	Year 3	Year 4	Total
Personnel					
1 FTE Building Policy Specialist	\$ 80,000	\$ 83,000	\$ 86,000	\$ 89,000	\$ 338,000
Fringe Benefits					
Total Personnel @ 30% of salary	\$ 24,000	\$ 24,900	\$ 25,800	\$ 26,700	\$ 101,400
Travel (1 staff to conference)					
Airfare: 1 @ \$600 round trip	\$ 600	\$ 600	\$ 600	\$ 600	\$ 2,400
Per Diem: 1 staff X 4 days @ \$60/day	\$ 240	\$ 240	\$ 240	\$ 240	\$ 960
Hotel: 1 staff X 3 nights @ \$250/night	\$ 750	\$ 750	\$ 750	\$ 750	\$ 3,000
Supplies					
Office and related supplies for outreach meetings, trainings, etc	\$ 1,000	\$ 1,000	\$ 500	\$ 500	\$ 3,000
Indirect Charges (at 35% x Personnel = Indirect Costs)	\$ 36,400	\$ 37,765	\$ 39,130	\$ 40,495	\$ 175,760
TOTAL FUNDING	\$ 142,990	\$ 148,255	\$ 153,020	\$ 158,285	\$ 602,550

Example code update budget

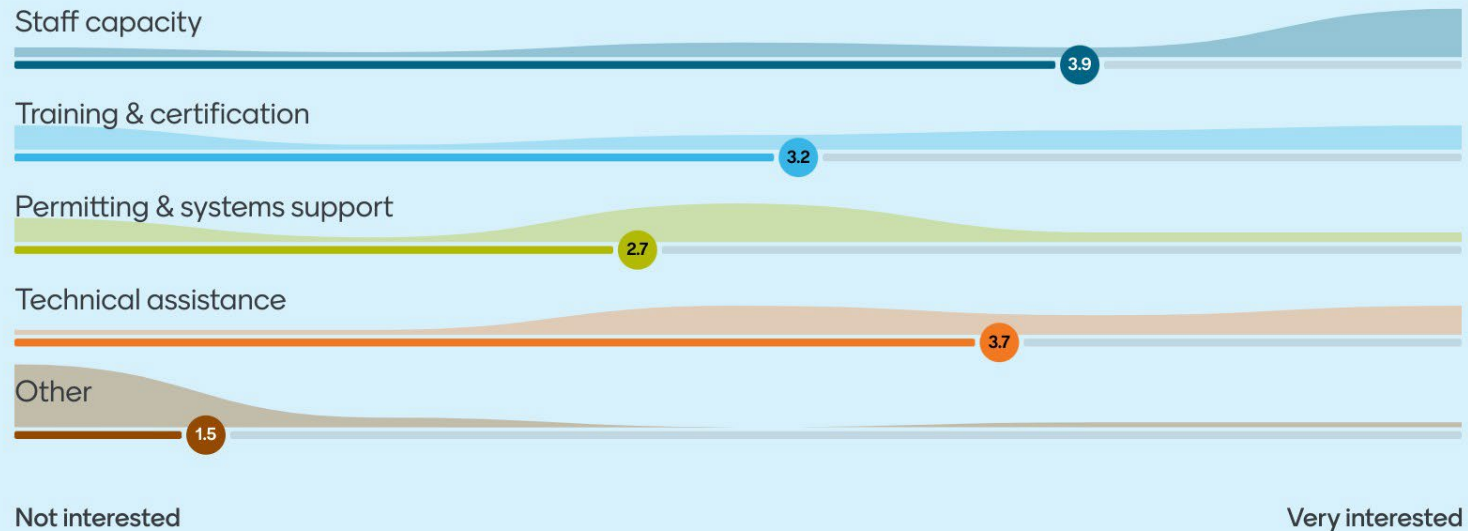
	Year 1	Year 2	Year 3		Total
Contractual					
Policy research and development	\$ 40,000	\$ 40,000	\$ 40,000		\$ 120,000
Stakeholder engagement and outreach	\$ 40,000	\$ 20,000			\$ 60,000
Pilot program implementation	\$ 20,000	\$ 60,000			\$ 80,000
Reporting and evaluation	\$ 10,000	\$ 10,000	\$ 10,000		\$ 30,000
TOTAL CONTRACTUAL	\$ 110,000	\$ 130,000	\$ 50,000		\$ 290,000
TOTAL FUNDING	\$ 110,000	\$ 130,000	\$ 50,000		\$ 290,000

Eligible Uses (other notes)

- Applicants may apply for multiple eligible uses up to their total award amount.
- DRCOG is developing sample application blueprints for each eligible use.
- Reporting, meeting, and invoicing requirements may differ depending on eligible use.
- More complex applications may take longer to process.

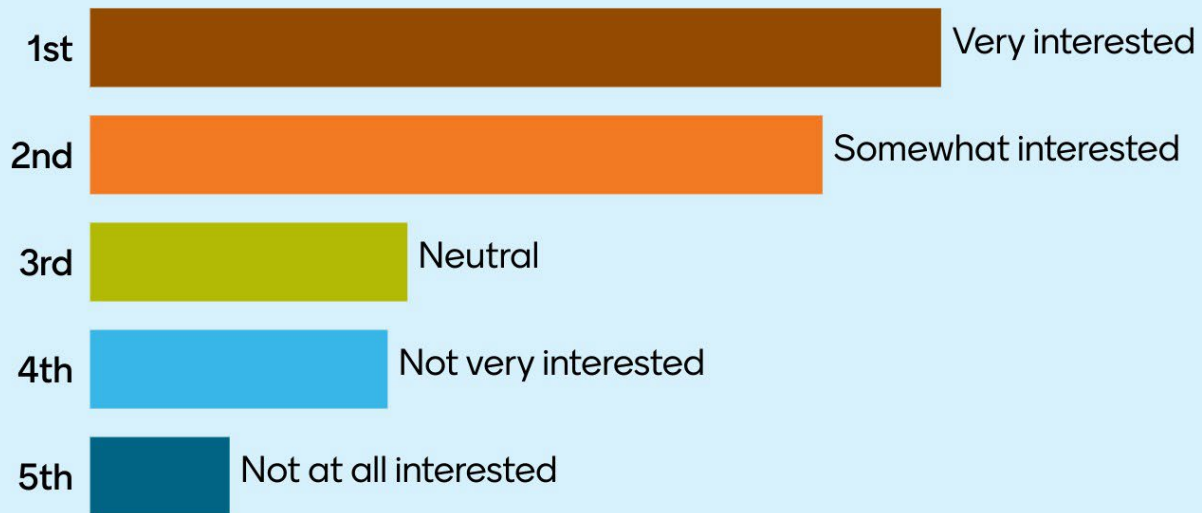
3/17 Workshop feedback

What eligible uses are you most interested in?

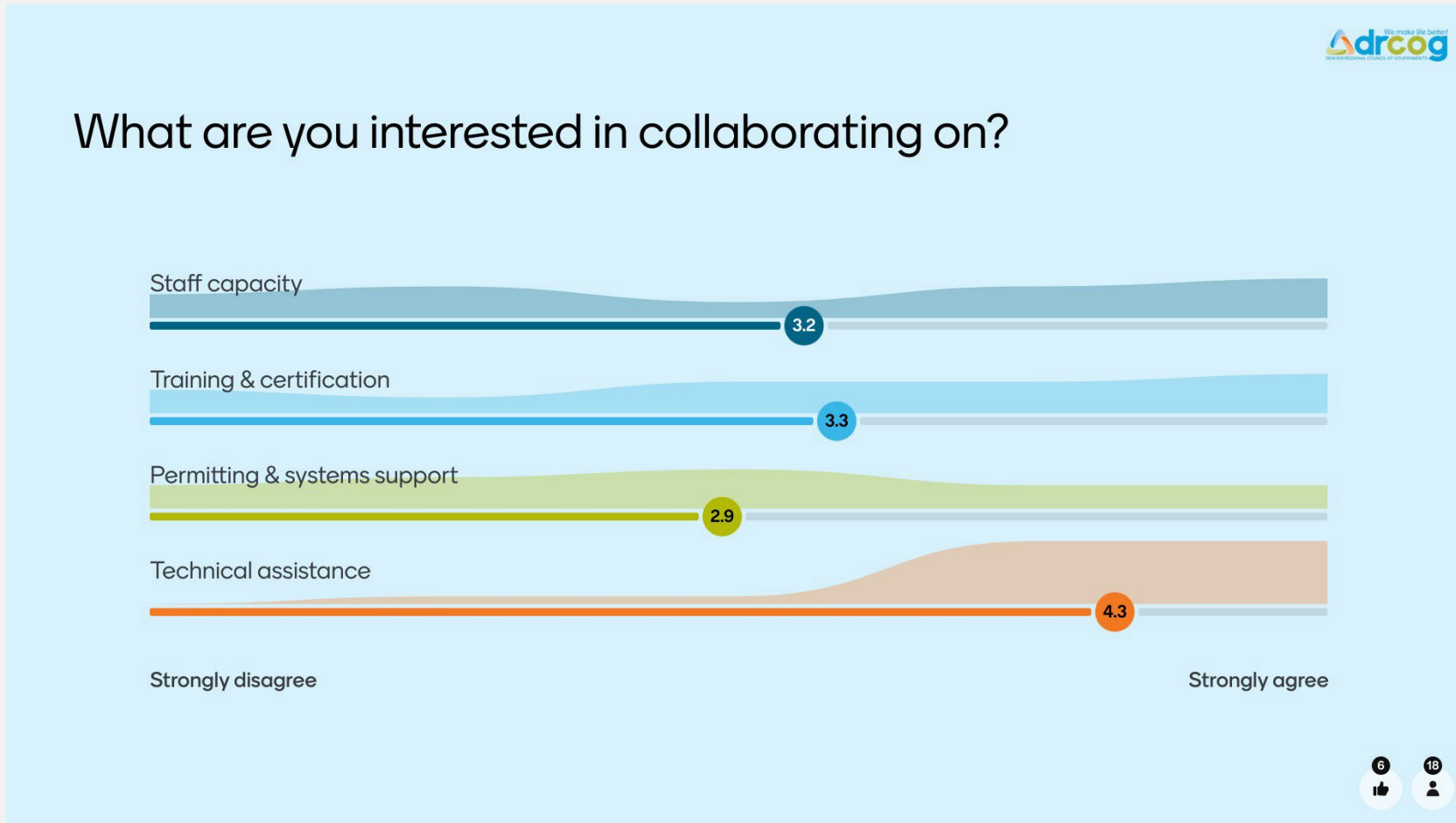


3/17 Workshop feedback

Level of interest in collaborative applications



3/17 Workshop feedback





Jurisdictional Awards

Funding Allocation (formula)

- Jurisdictional Awards will be allocated through two rounds.
 - Summer 2025 – formula funding ~ \$34.2 million.
 - Spring 2026 – competitive grants ~ remainder.
- Jurisdictions are scored and assigned to one of eight funding tiers:
 - 2025 Population (30%).
 - 2025 Jobs (45%).
 - Projected population growth 2025-2050 (10%).
 - Projected job growth 2025-2050 (15%).
- Other formula weights considered:
 - GHG emissions, EJ Scores, Existing code adoption.

Funding Allocation (funding tiers)

- Funding tiers: \$50k - \$2million.
 - Score =
 - (30 x community's % of total DRCOG population in 2025) +
 - (45 x community's % of total DRCOG jobs in 2025) +
 - (10 x community's % of total DRCOG projected population growth 2025-2050) +
 - (15 x community's % of total DRCOG projected job growth 2025-2050)
- Award tiers guiding principles.
 - Bunching similar scoring communities.
 - Ensuring award amounts are functionally usable by jurisdictions for the purposes of the grant (~\$600,000 to hire 1 staff person for 4 years).

Score	Max Award
≤ 14	\$50,000
15 to 24	\$100,000
25 to 49	\$300,000
50 to 124	\$600,000
125 to 249	\$900,000
250 to 349	\$1,200,000
350 to 449	\$1,500,000
450+	\$2,000,000

Example funding tiers


Community	2025 Pop (30%)	2025 Jobs (45%)	2050 Pop Growth (10%)	2050 Job Growth (15%)	Score	Max Award
Edgewater	5,495	2,120	448	175	11	\$50,000
Lochbuie	8,339	370	1,206	609	12	\$50,000
Federal Heights	14,873	3,517	-445	370	19	\$100,000
Dacono	6,597	1,609	2,939	1,089	19	\$100,000
Mead	5,676	3,030	4,825	1,614	27	\$300,000
Sheridan	5,573	9,191	1,739	2,346	29	\$300,000
Golden	17,780	27,805	1,620	2,547	76	\$600,000
Englewood	36,699	31,827	6,352	5,580	116	\$600,000
Littleton	47,274	38,433	8,319	4,892	145	\$900,000
Greenwood Village	15,078	78,470	6,425	5,583	189	\$900,000
Broomfield	78,636	53,196	36,677	15,693	298	\$1,200,000
Thornton	151,592	42,183	37,928	12,936	345	\$1,200,000
Boulder (City)	101,992	129,704	8,156	19,438	372	\$1,500,000
Douglas County (uninc.)	215,373	89,024	13,236	25,091	410	\$1,500,000
Aurora	398,485	203,821	115,718	43,822	1143	\$2,000,000
Denver	727,897	686,694	132,270	137,686	2436	\$2,000,000

Funding Allocation, Round 2

- A second round of funding will consist of a competitive grant process awarding any remaining unallocated funds from the formula round.
- Second round scoring criteria will focus on:
 - **New participation:** by communities that did not participate in Round 1.
 - **Innovation:** Projects introducing novel, scalable solutions.
 - **Impact:** Emphasis on measurable emissions reductions and community benefits.
 - **Replicability:** Projects with potential for adoption by other jurisdictions.

3/17 Workshop feedback

What is your comfort level on the funding formula?





Grant Timeline and Logistics

Grant Timeline & Logistics

- June 2 Jurisdictional Support Grant applications open.
- June 2 – August 29 Rolling grant review and award for pre-approved uses (staff capacity and training) by ad hoc review committee.
- August 29 Closing deadline for Jurisdictional Support Grants.
- September 1 – 30 Grant review by ad hoc review committee.
- September 30 All Jurisdictional Support Grants awarded.
- Spring 2026 Round 2 Grant opens.

* 87% of respondents indicated they would be able to take and utilize funds based on this timeline.

Group Discussion

- Funding formula reactions? Does anything about this proposal give you heartburn?
- Are any eligible uses missing from this list ? Is there anything that should be excluded?
- What services would most benefit from group procurement?
- What additional information do jurisdictions need in order to decide whether to apply and what for?
- What background or clarifying questions do you want the BPC Team to answer on the Jurisdictional Support Grant proposal 2.0?
- Is there anything that you don't understand about the process?

Wrap-Up and Next Steps

- How to give feedback.
 - Email comments in document to gmiao@drcog.org.
- Next steps:
 - April 11 – Oversight Committee Discussion.
 - May 6 – Technical Committee Recommendation.
 - May 9 – Oversight Committee Recommendation.
 - May 21 – DRCOG Board Approval.
 - June 1 – Grant opens.

Thank you!

Gregory Miao

Program Manager

Building Policy Collaborative

303-350-5467

gmiao@drcog.org

If you have difficulty using this document's content, please email access@drcog.org or call 303-455-1000. Please expect a response within 72 hours (three business days).

Estimated Formula Grants – Jurisdictional Support Grants

Community	2025 Pop (30%)	2025 Jobs (45%)	2025-2050 Pop Growth (10%)	2025-2050 Job Growth (15%)	Score	Max Award
Silver Plume	214	24	52	4	0	\$50,000
Empire	276	21	49	14	0	\$50,000
Larkspur	240	170	2	0	1	\$50,000
Ward	167	10	150	0	1	\$50,000
Jamestown	249	27	154	39	1	\$50,000
Mountain View	575	246	59	-11	1	\$50,000
Bow Mar	687	142	100	42	1	\$50,000
Deer Trail	1,297	112	6	0	1	\$50,000
Morrison	278	612	89	123	2	\$50,000
Central City	772	776	-102	0	2	\$50,000
Fort Lupton	42	746	222	805	2	\$50,000
Lakeside	13	1,280	7	-38	3	\$50,000
Foxfield	585	389	601	392	3	\$50,000
Columbine Valley	1,474	332	451	13	3	\$50,000
Georgetown	1,221	987	144	71	4	\$50,000
Nederland	1,519	890	291	129	4	\$50,000
Idaho Springs	1,510	1,401	44	261	4	\$50,000
Lyons	2,028	877	422	170	5	\$50,000
Unincorp. Gilpin County	4,616	637	606	1	7	\$50,000
Black Hawk	130	3,700	25	1,406	7	\$50,000
Unincorp. Clear Creek County	5,016	2,083	270	537	9	\$50,000
Cherry Hills Village	5,681	2,030	192	217	10	\$50,000
Edgewater	5,495	2,120	448	175	11	\$50,000
Lochbuie	8,339	370	1,206	609	12	\$50,000

Community	2025 Pop (30%)	2025 Jobs (45%)	2025-2050 Pop Growth (10%)	2025-2050 Job Growth (15%)	Score	Max Award
Federal Heights	14,873	3,517	-445	370	19	\$100,000
Dacono	6,597	1,609	2,939	1,089	19	\$100,000
Mead	5,676	3,030	4,825	1,614	27	\$300,000
Sheridan	5,573	9,191	1,739	2,346	29	\$300,000
Superior	12,716	4,889	3,254	4,499	32	\$300,000
Castle Pines	12,988	3,242	4,630	1,544	33	\$300,000
Glendale	5,384	14,883	368	294	35	\$300,000
Frederick	16,034	7,502	2,239	2,132	36	\$300,000
Bennett	3,686	1,187	10,197	416	40	\$300,000
Firestone	16,730	4,666	5,285	1,655	42	\$300,000
Louisville	19,315	24,209	1,826	4,616	71	\$600,000
Golden	17,780	27,805	1,620	2,547	76	\$600,000
Erie	33,129	6,634	10,423	5,006	78	\$600,000
Unincorp. Weld County	11,139	8,411	15,490	3,724	79	\$600,000
Lafayette	30,896	18,444	4,907	4,365	80	\$600,000
Northglenn	38,277	18,107	3,587	2,363	81	\$600,000
Lone Tree	17,310	29,762	7,477	2,745	99	\$600,000
Wheat Ridge	34,485	25,882	6,259	1,910	102	\$600,000
Unincorp. Boulder County	41,839	22,448	8,300	6,367	109	\$600,000
Englewood	36,699	31,827	6,352	5,580	116	\$600,000
Littleton	47,274	38,433	8,319	4,892	145	\$900,000
Greenwood Village	15,078	78,470	6,425	5,583	189	\$900,000
Parker	62,496	32,657	23,996	10,848	200	\$900,000
Arvada	118,703	41,306	7,236	5,826	210	\$900,000
Brighton	42,043	24,298	38,201	8,124	214	\$900,000
Longmont	97,370	58,232	8,913	18,931	230	\$900,000
Castle Rock	79,916	40,208	26,058	18,663	238	\$900,000

Community	2025 Pop (30%)	2025 Jobs (45%)	2025-2050 Pop Growth (10%)	2025-2050 Job Growth (15%)	Score	Max Award
Unincorp. Arapahoe County	97,073	39,570	23,554	6,197	243	\$900,000
Broomfield	78,636	53,196	36,677	15,693	298	\$1,200,000
Westminster	121,623	65,040	19,936	7,402	302	\$1,200,000
Commerce City	66,746	46,293	47,616	12,737	311	\$1,200,000
Centennial	104,478	88,792	14,304	14,384	315	\$1,200,000
Thornton	151,592	42,183	37,928	12,936	345	\$1,200,000
Unincorp. Adams County	95,835	57,147	44,269	18,498	346	\$1,200,000
Boulder (City)	101,992	129,704	8,156	19,438	372	\$1,500,000
Unincorp. Jefferson County	186,327	89,756	9,681	5,486	373	\$1,500,000
Lakewood	159,580	104,211	10,655	8,237	381	\$1,500,000
Unincorp. Douglas County	215,373	89,024	13,236	25,091	410	\$1,500,000
Aurora	398,485	203,821	115,718	43,822	1143	\$2,000,000
Denver	727,897	686,694	132,270	137,686	2436	\$2,000,000
TOTAL	3,392,067	2,296,262	739,908	460,615	10000	\$34,200,000